


# Ultra V







## HALF-CELL BIFACIAL MODULE

TYPE: STPXXXS - C72/Pmh+

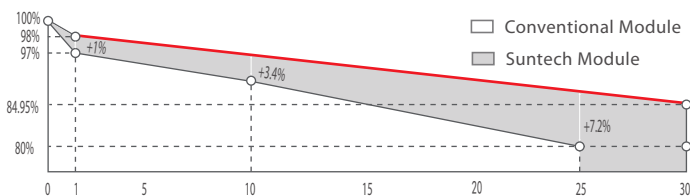


POWER OUTPUT                      MAX EFFICIENCY  
**530-550W**                      **21.3%**

### Features

 <p><b>High module conversion efficiency</b> Module efficiency up to <b>21.3%</b> achieved through advanced cell technology and manufacturing process</p>	 <p><b>Lower operating temperature</b> Lower operating temperature and temperature coefficient increases the power output</p>
 <p><b>Suntech current sorting process</b> Up to <b>2%</b> power loss caused by current mismatch could be diminished by current sorting technique to maximize system power output</p>	 <p><b>Extended wind and snow load tests</b> Module certified to withstand extreme wind (2400 Pascal) and snow loads (5400 Pascal) *</p>
 <p><b>Excellent weak light performance</b> More power output in weak light condition, such as cloudy, morning and sunset</p>	 <p><b>Withstanding harsh environment</b> Reliable quality leads to a better sustainability even in harsh environment like desert, farm and coastline</p>

### Industry-leading Warranty \*\*



- ◆ First year power degradation: 2%
- ◆ Annual degradation: 0.45%
- ◆ 30 years of linear warranty
- ◆ 12 years of product warranty

### Certifications and Standards

CE IEC 61730 IEC 61215  
 SA 8000 Social Responsibility Standards  
 ISO 9001 Quality Management System  
 ISO 14001 Environment Management System  
 ISO 45001 Occupational Health and Safety  
 IEC TS 62941 Guideline for Module Design  
 Qualification and Type Approval



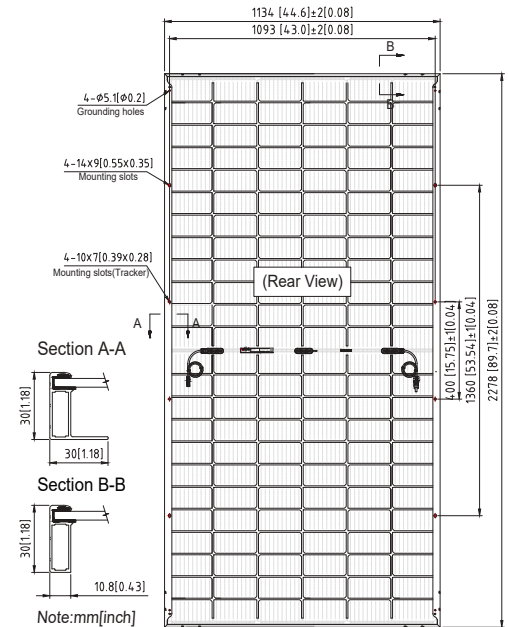
\* Please refer to Suntech Standard Module Installation Manual for details.  
 \*\* Please refer to Suntech Limited Warranty for details.

\*\*\* WEEE only for EU market.  
 \*\*\*\* Suntech reserves the right to the final interpretation of the warranty by Munich Re.

# Ultra V STPXXXS - C72/Pmh+ 530-550W

## Mechanical Characteristics

Solar Cell	Monocrystalline silicon 182 mm
No. of Cells	144 (6 × 24)
Dimensions	2278 × 1134 × 30 mm (89.7 × 44.6 × 1.2 inches)
Weight	32.0 kgs (70.5 lbs.)
Front \ Back Glass	2.0+2.0 mm (0.079+ 0.079inches) semi-tempered glass
Output Cables	4.0 mm <sup>2</sup> , (-) 350 mm and (+) 160 mm in length or customized length
Junction Box	IP68 rated (3 bypass diodes)
Operating Module Temperature	-40 °C to +85 °C
Maximum System Voltage	1500 V DC (IEC)
Connectors	MC4 EVO2, Cable015, STP-XC4
Maximum Series Fuse Rating	25 A
Power Tolerance	0/+5 W
Refer. Bifaciality Factor	(70 ± 5)%
Packing Configuration	Packaging box dimensions (mm) : 2310×1120×1255 Packaging box weight (kg) : 1202 36 Pieces per pallet 720 Pieces per container / 40 'HC



## Electrical Characteristics

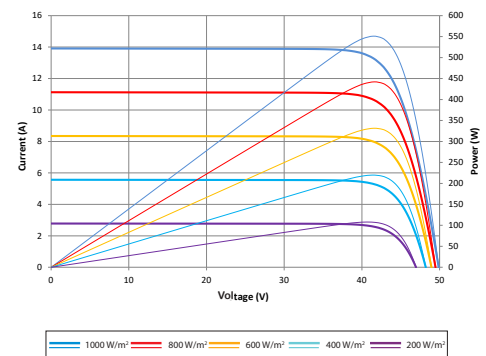
Module Type	STP550S-C72/Pmh+		STP545S-C72/Pmh+		STP540S-C72/Pmh+		STP535S-C72/Pmh+		STP530S-C72/Pmh+	
	STC	NMOT	STC	NMOT	STC	NMOT	STC	NMOT	STC	NMOT
Maximum Power (Pmax/W)	550	415.0	545	411.5	540	408.0	535	404.3	530	400.6
Optimum Operating Voltage (Vmp/V)	42.05	38.9	41.87	38.7	41.75	38.6	41.57	38.4	41.39	38.2
Optimum Operating Current (Imp/A)	13.08	10.67	13.02	10.63	12.94	10.58	12.87	10.53	12.81	10.47
Open Circuit Voltage (Voc/V)	49.88	46.9	49.69	46.7	49.54	46.5	49.39	46.4	49.24	46.3
Short Circuit Current (Isc/A)	14.01	11.22	13.96	11.18	13.89	11.13	13.83	11.08	13.76	11.02
Module Efficiency (%)	21.3		21.1		20.9		20.7		20.5	

STC: Irradiance 1000 W/m<sup>2</sup>, module temperature 25 °C, AM=1.5; NMOT: Irradiance 800 W/m<sup>2</sup>, ambient temperature 20 °C, AM=1.5, wind speed 1 m/s; Tolerance of Pmax is within +/- 3%;

## Different Rearside Power Gain Reference to 540S Front

Rearside Power Gain	5%	15%	25%
Maximum Power at STC (Pmax)	567.0	621.0	675.0
Optimum Operating Voltage (Vmp/V)	41.8	41.8	41.9
Optimum Operating Current (Imp/A)	13.59	14.88	16.18
Open Circuit Voltage (Voc/V)	49.5	49.5	49.6
Short Circuit Current (Isc/A)	14.58	15.97	17.36
Module Efficiency (%)	21.9	24.0	26.1

## Graphs Current-Voltage & Power-Voltage (550S)



## Temperature Characteristics

Nominal Module Operating Temperature (NMOT)	42 ± 2 °C
Temperature Coefficient of Pmax	-0.34%/°C
Temperature Coefficient of Voc	-0.26%/°C
Temperature Coefficient of Isc	0.050%/°C

Information on how to install and operate this product is available in the installation instruction. All values indicated in this data sheet are subject to change without prior announcement. The specifications may vary slightly. All specifications are in accordance with standard EN 50380. Color differences of the modules relative to the figures as well as discolorations of/in the modules which do not impair their proper functioning are possible and do not constitute a deviation from the specification.