


Ultra V

HALF-CELL MONOFACIAL MODULE

TYPE: STPXXXS - C72/Vmh



POWER OUTPUT

535-555W

MAX EFFICIENCY

21.5%

Features



High module conversion efficiency

Module efficiency up to **21.5%** achieved through advanced cell technology and manufacturing process



Lower operating temperature

Lower operating temperature and temperature coefficient increases the power output



Suntech current sorting process

Up to **2%** power loss caused by current mismatch could be diminished by current sorting technique to maximize system power output



Extended wind and snow load tests

Module certified to withstand extreme wind (2400 Pascal) and snow loads (5400 Pascal) *



Excellent weak light performance

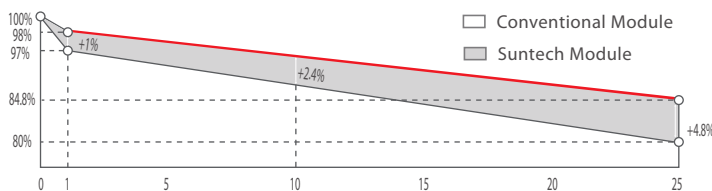
More power output in weak light condition, such as cloudy, morning and sunset



Withstanding harsh environment

Reliable quality leads to a better sustainability even in harsh environment like desert, farm and coastline

Industry-leading Warranty **



- ◆ First year power degradation: 2%
- ◆ Annual degradation: 0.55%
- ◆ 25 years of linear warranty
- ◆ 12 years of product warranty

Certifications and Standards

CE IEC 61730 IEC 61215
 SA 8000 Social Responsibility Standards
 ISO 9001 Quality Management System
 ISO 14001 Environment Management System
 ISO 45001 Occupational Health and Safety
 IEC TS 62941 Guideline for Module Design
 Qualification and Type Approval



Munich RE *****

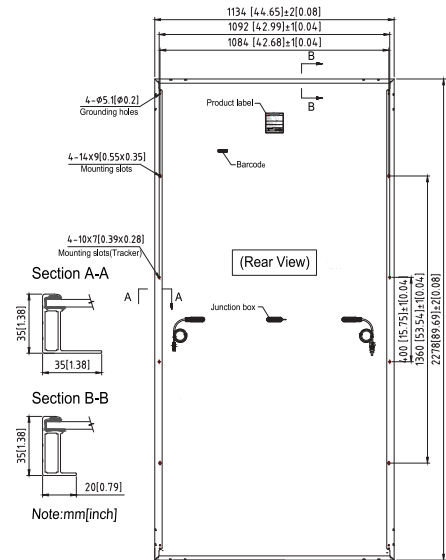
* Please refer to Suntech Standard Module Installation Manual for details.
 ** Please refer to Suntech Limited Warranty for details.

*** WEEE only for EU market.
 ***** Suntech reserves the right to the final interpretation of the warranty by Munich Re.

Ultra V STPXXXS - C72/Vmh 535-555W

Mechanical Characteristics

Solar Cell	Monocrystalline silicon 182 mm
No. of Cells	144 (6 × 24)
Dimensions	2278 × 1134 × 35 mm (89.7 × 44.6 × 1.4 inches)
Weight	27.5 kgs (60.6 lbs.)
Front Glass	3.2 mm (0.126 inches) fully tempered glass
Output Cables	4.0 mm ² , (-) 350 mm (+) 160 mm in length or customized length
Junction Box	IP68 rated (3 bypass diodes)
Operating Module Temperature	-40 °C to +85 °C
Maximum System Voltage	1500 V DC (IEC)
Connectors	MC4 EVO2, Cable01S, STP-XC4
Maximum Series Fuse Rating	25 A
Power Tolerance	0/+5 W



Electrical Characteristics

Module Type	STP555S-C72/Vmh		STP550S-C72/Vmh		STP545S-C72/Vmh		STP540S-C72/Vmh		STP535S-C72/Vmh	
	STC	NMOT	STC	NMOT	STC	NMOT	STC	NMOT	STC	NMOT
Maximum Power (Pmax/W)	555	418.7	550	415	545	411.5	540	408	535	404.3
Optimum Operating Voltage (Vmp/V)	42.24	39.1	42.05	38.9	41.87	38.7	41.75	38.6	41.57	38.4
Optimum Operating Current (Imp/A)	13.14	10.72	13.08	10.67	13.02	10.63	12.94	10.58	12.87	10.53
Open Circuit Voltage (Voc/V)	50.07	47	49.88	46.9	49.69	46.7	49.54	46.5	49.39	46.4
Short Circuit Current (Isc/A)	14.07	11.27	14.01	11.22	13.96	11.18	13.89	11.13	13.83	11.08
Module Efficiency (%)	21.5		21.3		21.1		20.9		20.7	

STC: Irradiance 1000 W/m², module temperature 25 °C, AM=1.5; NMOT: Irradiance 800 W/m², ambient temperature 20 °C, AM=1.5, wind speed 1 m/s; Tolerance of Pmax is within +/- 3%;

Temperature Characteristics

Nominal Module Operating Temperature (NMOT)	42 ± 2 °C
Temperature Coefficient of Pmax	-0.34%/°C
Temperature Coefficient of Voc	-0.26%/°C
Temperature Coefficient of Isc	0.050%/°C

Packing Configuration

Container	40' HC
Pieces per pallet	31
Pallets per container	20
Pieces per container	620
Packaging box dimensions	2310×1120×1255 mm
Packaging box weight	902 kg

Information on how to install and operate this product is available in the installation instruction. All values indicated in this data sheet are subject to change without prior announcement. The specifications may vary slightly. All specifications are in accordance with standard EN 50380. Color differences of the modules relative to the figures as well as discolorations of/in the modules which do not impair their proper functioning are possible and do not constitute a deviation from the specification.

Graphs

Current-Voltage & Power-Voltage Curve (555S)

